


# Kids Do Books AI

TEACHER AS GUIDE



Created by John Hayden and His On-line Kids



*Rotation Learning Systems, Inc.*

*All rights reserved  
2025*

# ***KIDS DO BOOKS AI***

## **COURSE GUIDEBOOK**

**Here are the links to the your private YouTube courses: Please do not share.**

CS KIDS DO BOOKS AI RLS PART 1 2025

<https://youtu.be/yroDsKHfBj8>

CS KIDS DO BOOKS AI RLS PART 2 2025

<https://youtu.be/v35jYKUgNSE>

**NOTE: IF YOU HAVE ANY ISSUES OR QUESTIONS, PLEASE CONTACT US AT**  
[jkhayden3@gmail.com](mailto:jkhayden3@gmail.com)

**REMEMBER: We are practicing teachers so our response time will be after 1:00 EST daily.**

**COURSE PURCHASE BUYS MEMBERSHIP \$ 10.00 PER YEAR.**

**Membership Benefits:**

- **BULLYING INTERVENTION AND PREVENTION PROGRAM**
  - Mini-courses regarding self-concept “Power-up Program”
  - Counseling and advice
  - Student strengths identification
  - Weekly courses available for low cost
  - Full time on-line program available – ask us.
- **Advice and counseling regarding**
  - Special needs concerns (Instructor is licensed in special education – K-12 Mild Disabilities – Former Director)
  - 504 plans
  - Behavior plans
- **Weekly books added and free to members / Kids’ books / coloring books**
- **Weekly education starter courses FREE**
- **Request starter courses for your needs. We will make them for you. (This is a fee-based service, but you can discuss and negotiate the price with us. You can take the course and have full rights to its sale and use.)**

*Rotation Learning Systems, Inc.*

*All rights reserved  
2025*

STORY STARTER PROMPT:

Write a story that can be made into a book that has **[name and describe characters here]**

that takes place **[setting, place, time of day, time of year, historical period of time],**

and a plot that includes **[a problem that needs to be solved]**

how the problem is solved **[describe]**

and the outcome which happened **[describe what happened in the end]**

and then make [Number of] illustrations showing the characters and events of the story.

*Rotation Learning Systems, Inc.*

*All rights reserved  
2025*

## TABLE OF CONTENTS

COURSE LINKS / MEMBERSHIP BENEFITS	2
STORY STARTER PROMPT	3
Introduction	4
Section 1: The Myths	7
Section 2: The Mechanics	8
Step 1: Choose Your Tool	9
Step 2: Brainstorm Together	10
Step 3: Write the First Draft	11
Step 4: Add Illustrations	12
Step 5: Assemble and Publish	13
Section 3: Maintenance	14
Section 4: Troubleshooting	15
Section 5: Conclusion	16
Your Turn to Create Magic!	17

# The Beginner's Guide to Using AI for Writing Magical Books with Your Kids

**Tagline: The Ultimate Guide to Making Writing Fun for Kids**

Answer in chat instead >



Here is an illustration inspired by the story, showing the adventures of Max, C in a modern winter cityscape. Let me know if you'd like adjustments or more scenes.

🔊 📄 🌟 🗑️



Message ChatGPT

🔗 📄 🌐







# Introduction

Writing with your kids is a magical experience—one that builds creativity, strengthens bonds, and fosters a love of storytelling. But if you've ever tried to guide your child through crafting a story, you know how challenging it can be. From writer's block to competing distractions, keeping kids engaged isn't always easy. That's where AI comes in.

This guide introduces you to an exciting, simple way to co-write magical stories with your kids using AI tools. It's designed for parents who want to make writing fun, spark creativity, and leave their child feeling like a published author.

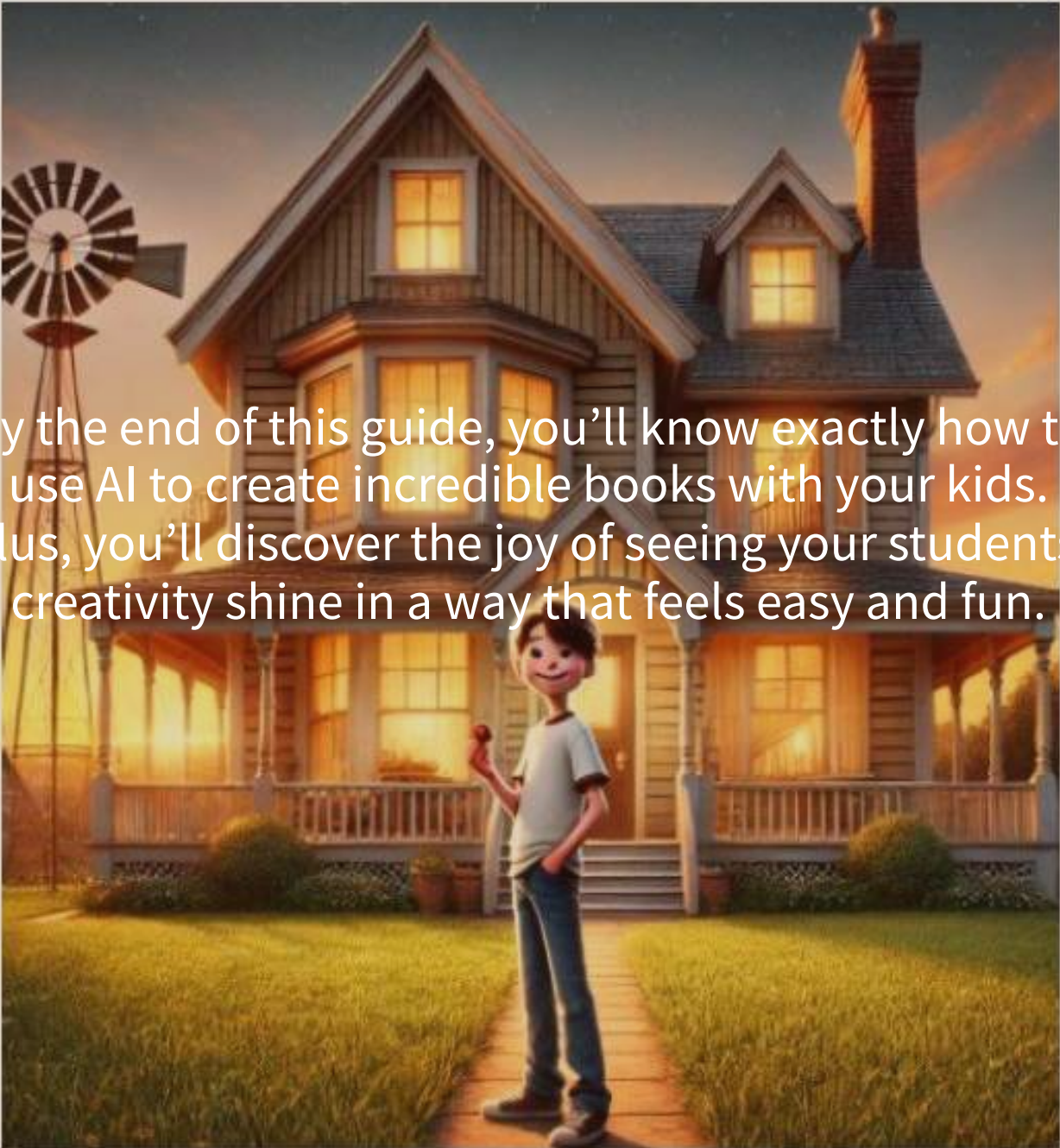


I remember when I first tried this with my on-line students. We were stuck on a rainy day, and it was a full moon. Having been dabbling with ChatGPT, I asked if they wanted to try writing a book together. That's when I discovered how AI could turn storytelling into an interactive adventure. In just one week, we co-created a story that lit up the kids' imagination—and mine too!

# EDWARD'S NEW HOUSE

6

By the end of this guide, you'll know exactly how to use AI to create incredible books with your kids. Plus, you'll discover the joy of seeing your students' creativity shine in a way that feels easy and fun.



LITERACY NIGHT AT APA 22<sup>ND</sup> ST

ACTUAL COVER MADE WITH AI FOR KID'S BOOK

AUTHOR:



# Section 1: The Myths

When it comes to writing and AI, misconceptions abound. Let's clear up the big myths:

1. **Myth: AI replaces creativity.** Truth: AI doesn't replace creativity; it enhances it. Think of it as a tool that helps brainstorm ideas and overcome writer's block, not as a substitute for your child's imagination.
2. **Myth: AI is too complicated for kids.** Truth: Today's AI tools are user-friendly and designed for all skill levels. Many platforms are intuitive and even gamified, making them perfect for young users.
3. **Myth: AI-generated stories aren't personal.** Truth: AI helps build the framework, but the heart of the story comes from you and your child. Together, you can add personal touches that make each story unique.
4. **Myth: AI is expensive.** Truth: Many fantastic tools offer free or affordable options, so families can use them without breaking the bank.



# Section 2: The Mechanics

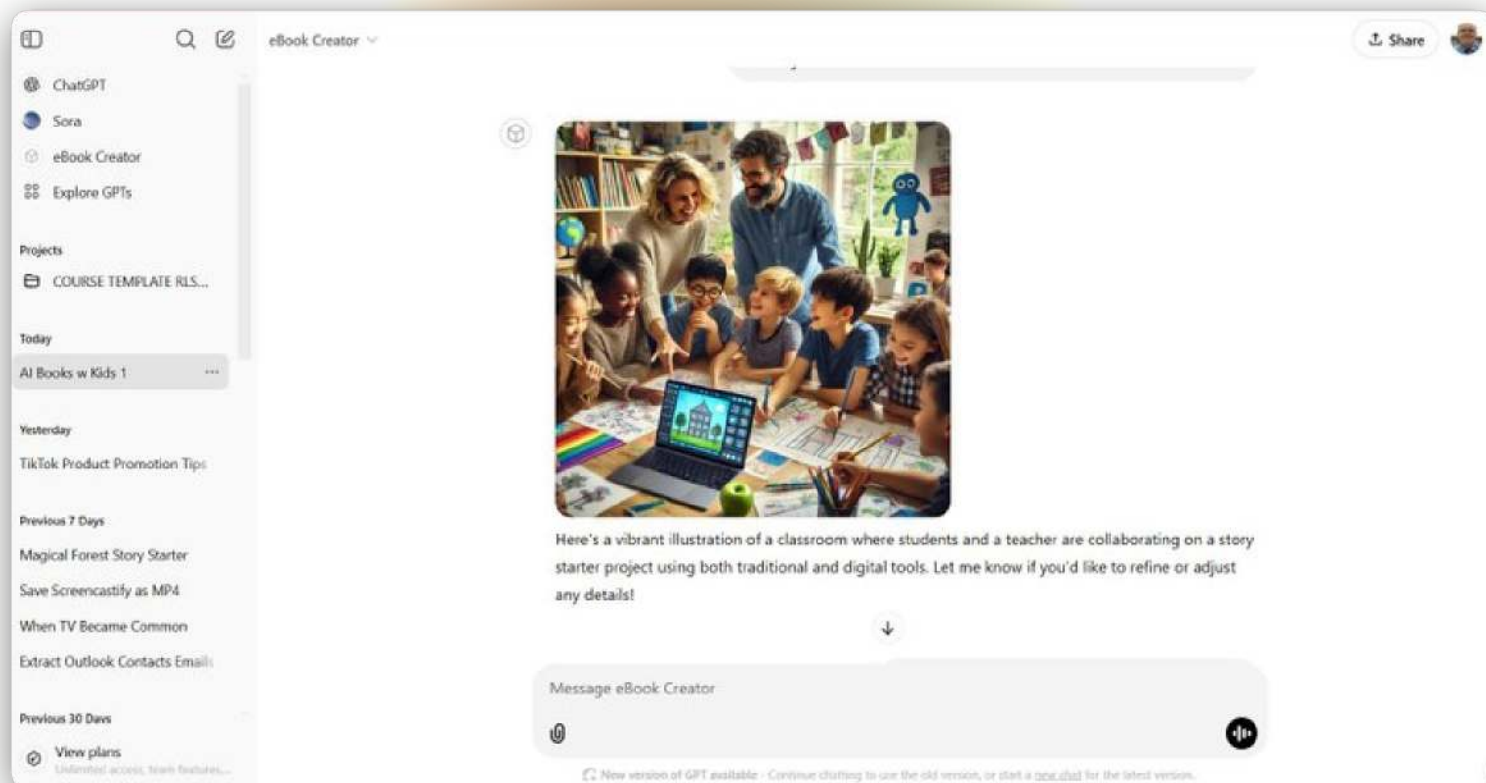
Here's the step-by-step process to create a magical book with your child using AI:

# Step 1: Choose Your Tool

Platforms like ChatGPT, DALL·E, and Canva make it simple to generate text, illustrations, and layouts. Select one based on your goals:

- **ChatGPT:** For generating story ideas and drafts.
- **DALL·E:** For creating custom illustrations.
- **Canva:** For designing the book's layout.

You can choose ChatGPT and DALL-E for layouts and illustrations. My preference is ChatGPT 4.0 as it can do illustrations and text and can even be directed to make pictures in sequence for the story starter. The process will be demonstrated here soon.





# Step 2: Brainstorm Together

Sit down with your child and ask fun questions to spark ideas:

- What type of story do you want to create?
- Who will be the hero?
- What magical places will they visit?

Use the Kids do Books AI guide book for prompts you can customize for your story. You can always “tweak” the prompt to guide the AI to rewrite and reshape to your heart’s content.

Use AI to suggest additional characters, plot twists, or settings. For example, ask ChatGPT: “*Can you give us five ideas for a fantasy story featuring a young wizard and a talking owl?*”

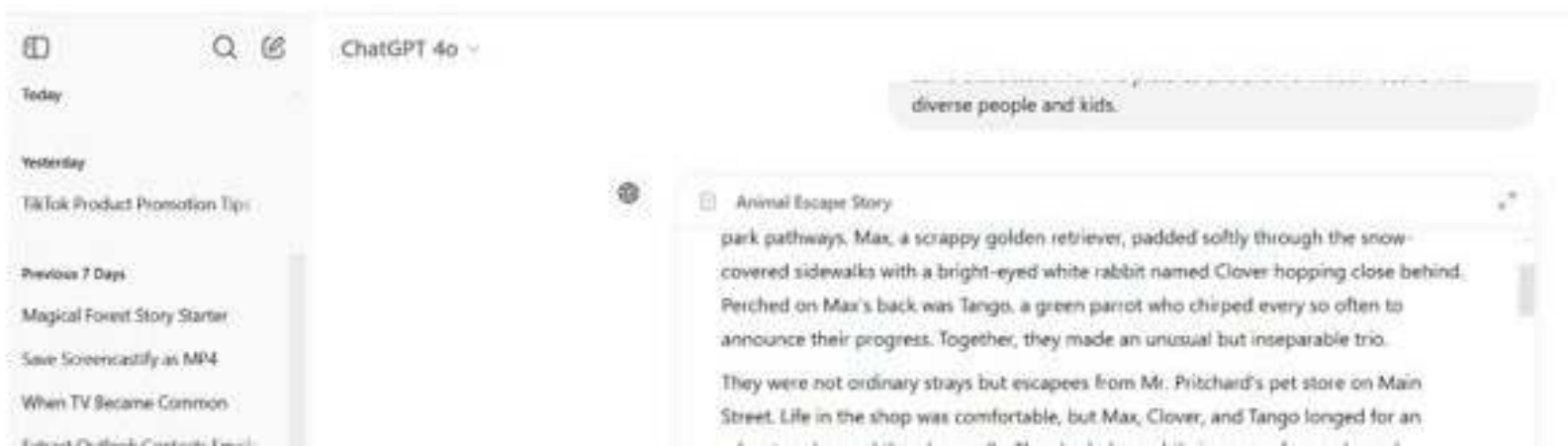
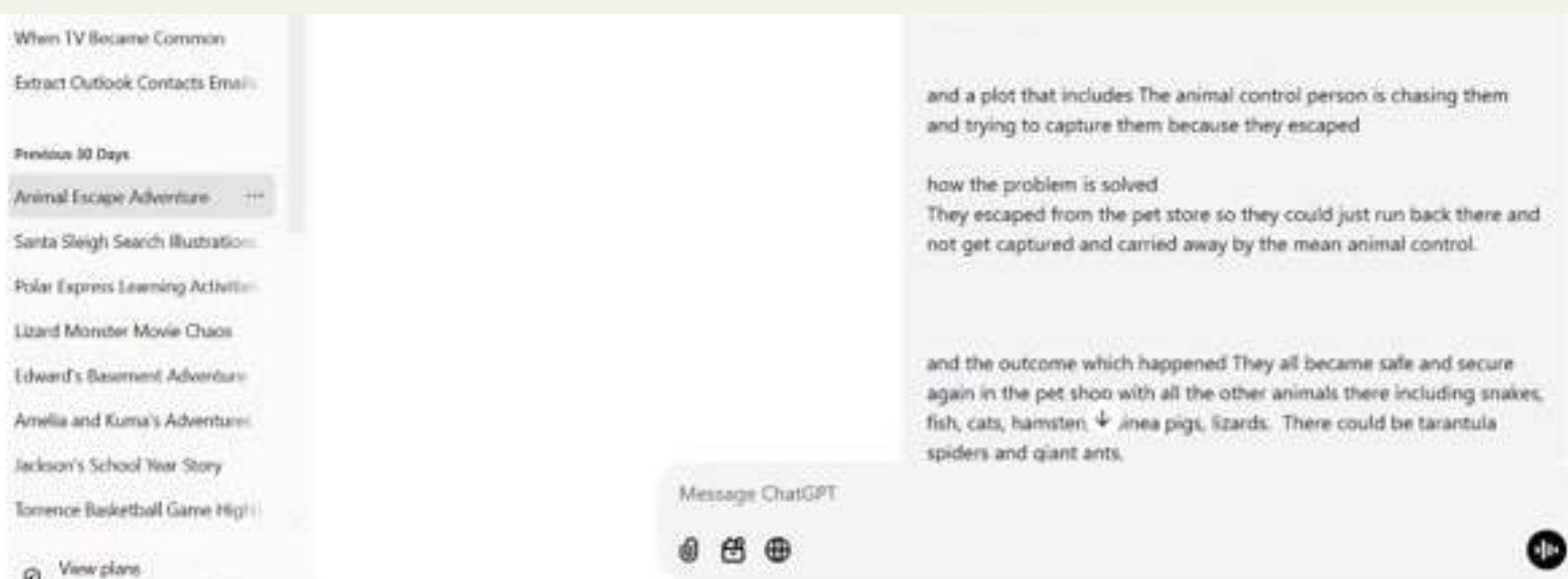




# Step 3: Write the First Draft

Take turns with your child creating sentences or paragraphs. Use AI to fill in gaps or refine ideas. You can ask it to:

- Expand on a scene.
- Simplify complex ideas for younger audiences.
- Provide creative dialogue suggestions.

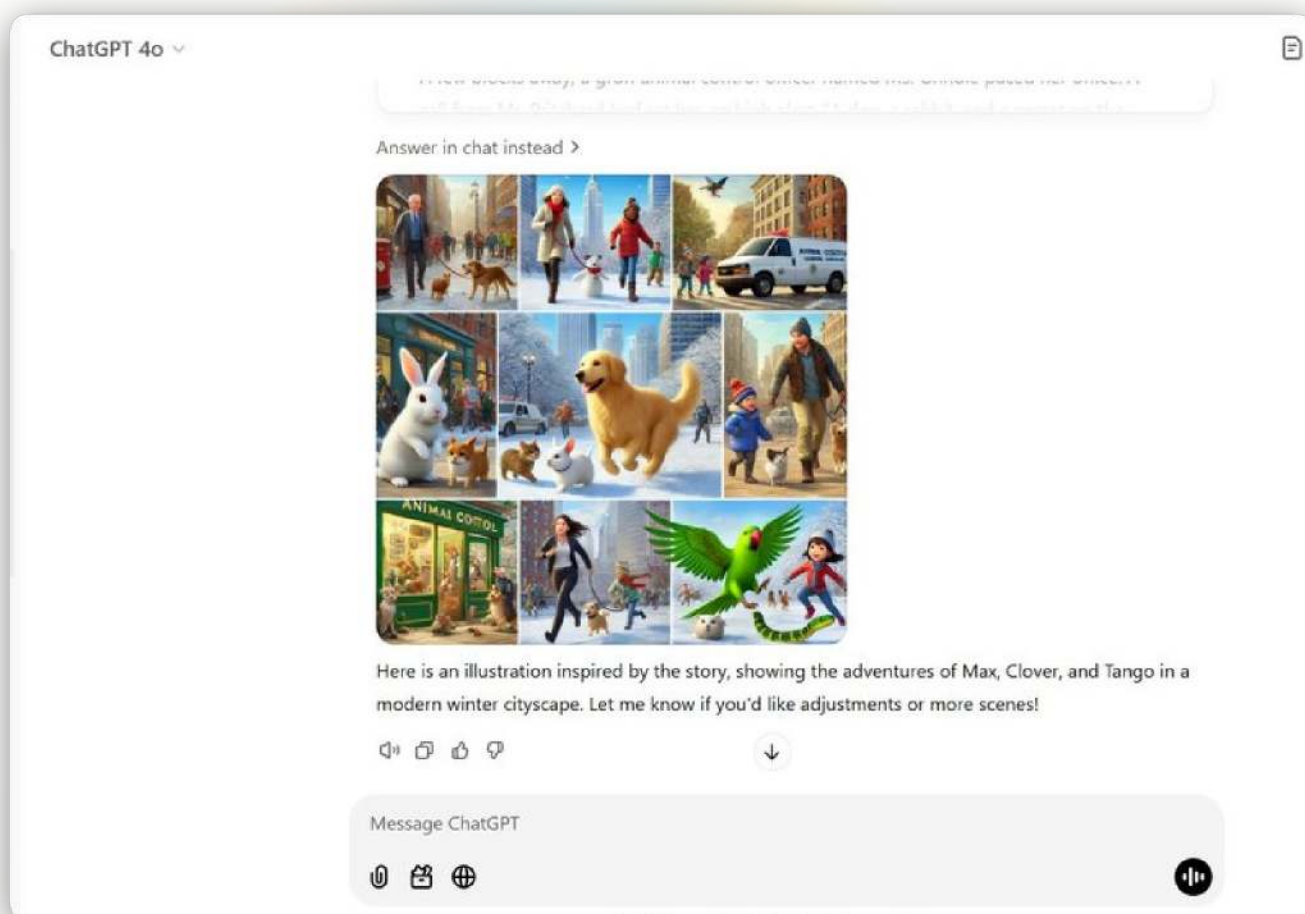


# Step 4: Add Illustrations

Upload text to an AI illustration tool like DALL-E or Canva. Together, you can design beautiful images that bring the story to life.

Or, if you choose you can use ChatGPT 4.0 but that is not a free AI version and there is a monthly fee. Right now I pay \$ 20.00/month. This may be a good choice since it does illustrations along with the story.

Also good if your family is going to make story time a regular feature, a weekly happening. That way adults and kids can make and even sell your books as a family start up business.



# Step 5: Assemble and Publish

Compile the story into a PDF or use self-publishing platforms like Kindle Direct Publishing (KDP) or Blurb to print a physical copy. Imagine the pride your child will feel holding a book they helped create!



# Section 3:

## Maintenance

Once you've created your first story, you might wonder how to keep the momentum going. Here are some tips:

**Create a routine:** Dedicate a weekly “storytime session” for writing and brainstorming.

---

**Explore different genres:** Experiment with mystery, adventure, or sci-fi to keep things fresh.

---

**Rotate roles:** Let your child be the “AI operator” or lead storyteller to empower them further.



# Section 4: Troubleshooting

Here are answers to common questions and challenges:

1

**What if a child loses interest?** Break the process into shorter, manageable steps. Focus on one chapter or illustration at a time.

2

**What if we don't like the AI suggestions?** Treat AI as a helper, not a decision-maker. Edit and tweak suggestions to fit your vision.

3

**What if I'm not tech-savvy?** Start with beginner-friendly tools and explore tutorials. Most platforms offer easy onboarding.

4

**Can we write multiple books?** Absolutely! Once you've mastered the basics, the possibilities are endless.

# Section 5: Conclusion

You've just unlocked the secret to turning writing into a magical adventure with your kids. By using AI as a collaborative tool, you'll create stories that inspire imagination, build confidence, and strengthen your bond.

The next step is simple: prepare your kids, open an AI tool, and start brainstorming your first story today at home, at school, or on-line. The results will amaze you—and leave a lasting impact on your child's creativity.



# Your Turn to Create Magic!

What will your first book be about? A brave adventurer, a whimsical creature, or a daring journey into the unknown? The possibilities are endless, and the memories you create will last a lifetime.

Let's make storytelling fun, magical, and meaningful. Start your journey today!



FISHING ADVENTURE



ALUMNI: MIDDLE FISH ACADEMY KIDS  
FISHING AND CHARTER GROUPS

APA GIRLS TEAM  
DALEVILLE 18



LITERACY NIGHT AT APA 22<sup>ND</sup> ST  
AUTHOR:

AMELIA AND THE WORLD  
OF DOGS AND CATS



LITERACY NIGHT AT APA 22<sup>ND</sup> ST

JACKSON'S SCHOOL  
YEAR



LITERACY NIGHT AT APA 22<sup>ND</sup> ST



# MAGICAL FOREST JOURNEY



*CREATED FOR*

**KIDS DO BOOKS AI COURSE**

Rotation Learning Systems

2025

***STORY STARTER PROMPT:** Write a story about a boy finds himself alone in a magical forest where glowing trees, talking animals and hidden clues lead him on a journey to find a key that unlocks more than just a Door. It unlocks his courage and make 5 illustrations that follow the sequence of the story and place them where appropriate in the flow.*

In the heart of a sprawling forest, where the trees glowed softly like stars and the air shimmered with enchantment, a boy named Theo awoke. He did not remember how he had arrived there, but he felt an odd mixture of fear and wonder. Around him, the forest buzzed with life—not the kind he was used to—for the animals seemed to whisper, their voices blending into the melody of the woods.



--- **Illustration 1:** A serene magical forest with glowing trees, soft golden light filtering through the canopy, and Theo standing bewildered in the middle of it. ---

Theo's heart raced as a squirrel with sparkling fur approached. "Lost, are we?" it said, its voice kind but teasing. "This forest chooses who enters. Perhaps it has chosen you for something important."

"I just want to go home," Theo replied nervously.

The squirrel tilted its head. "Home is a fine place, but before you leave, the forest has a task for you. A key lies hidden here. It opens more than just a door. Find it, and you may find more than you seek." With a flick of its tail, the squirrel darted away.

Curiosity mingled with Theo's fear. He began to explore, following faint glows and strange markings on the ground. Each step seemed to draw him deeper into the mystery of the forest.



--- **Illustration 2:** Theo kneeling by a glowing trail of runes etched into the ground, his face illuminated by their faint blue light. ---

He soon came upon a wise old owl perched on a low branch. “You seek the key,” it hooted. “To find it, you must prove your courage. Beyond the clearing lies a dark path. Follow it, no matter how frightening it may seem.”

Theo swallowed hard, his small hands trembling. He could hear the rustle of unseen creatures. Taking a deep breath, he stepped into the shadowy path, the glow of the forest fading behind him. The trees here were ancient and gnarled, their branches forming ghostly shapes. Shadows danced, whispering doubts into Theo’s ears, but he pushed forward, clutching a small stick for comfort.



--- **Illustration 3:** A shadowy path with twisted trees, Theo walking hesitantly while clutching his stick, his courage battling his fear. ---



At the end of the path, he reached a glade bathed in moonlight. In the center stood a pedestal holding an intricately carved chest. As Theo approached, a fox with eyes like liquid gold appeared. “You have done well to come this far,” the fox said. “But the key you seek will test you one last time. Answer this: What lies within you that is stronger than fear?”

Theo’s mind raced. He thought of the courage it had taken to step into the unknown, to keep going despite his fear. “Belief in myself,” he finally said. The fox smiled, and the chest opened, revealing a shining golden key.



--- **Illustration 4:** The moonlit glade with Theo standing before the glowing chest, the golden key shimmering inside it, and the fox watching him approvingly. ---

With the key in hand, Theo felt a new strength surge through him. The forest seemed to hum with approval as he retraced his steps, now with confidence. Back at the edge of the forest, he found a tall, ancient door. He inserted the key, and the door creaked open to reveal not a path home, but a reflection of himself standing taller, braver, and more assured.

The squirrel reappeared, grinning. “You see, the key didn’t just open the door. It opened your heart. You’re ready for whatever lies beyond.”

As Theo stepped through the door, the magical forest faded behind him. He woke up in his own bed, the golden key resting in his hand as a reminder that courage wasn’t something he found; it was something he’d carried all along.



--- **Illustration 5:** Theo stepping through the glowing ancient door, his posture confident, with a faint image of the magical forest behind him fading into light. ---





Jkhayden3@gmail.com